



Make your own Implant Surgical Guides and Models for \$20 with Free Software

The Ultimate 3D Course - Featuring 2 Different 3D Printers

*Place an Implant Accurately in 10 Minutes with No Stress
Reduce Chairtime and Increase Profitability*

If you place dental implants you do not want to miss this course. Learn step by step how to produce an accurate surgical Guide based on a CBCT image for \$20 dollars or less in your office.

Using the latest 3D printing technology you can fabricate a CBCT based guide in your office for most cases - cost effectively. Place a single implant in 10 minutes using this fully guided technique to drill every step and even place the implant through the guide. This technique can be used with any implant. Use your current implant system.

Dr. Rick Ferguson will tell you where to acquire the free software and then teach you the technique to make the guide. Also learn how to produce accurate surgical models to practice surgical procedures or use for patient education

We will sell nothing at this course. Our only goal is to educate dentists to do better, more accurate implant placement. **A laptop (Windows or Mac with a 64 bit operating system) will be required for the software training.**

Course Outline

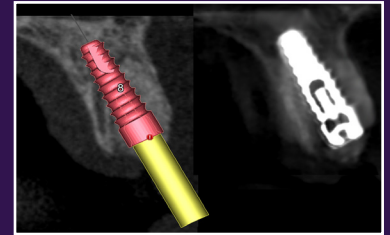
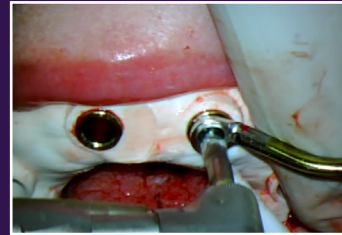
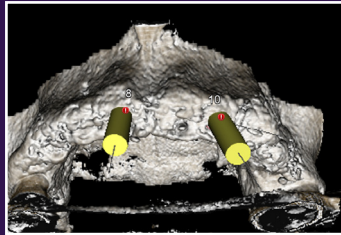
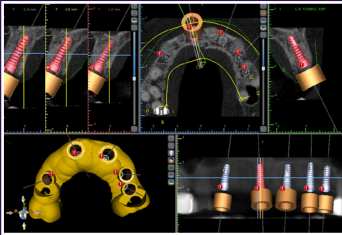
- Introduction- What is 3D printing
- Science behind surgical guides
- What 2 sets of data are needed to produce an accurate guide and how to acquire them
- Software training to merge model scans to CBCT
- Software training to design the surgical guide
- Relating the surgical guide design process to the clinical case
- Fully edentulous denture based guides
- Bone Reduction guides
- Sequential guides
- Full arch guides
- Software and hardware hacks
- Where to get a 3D printer for \$300 that can make an accurate surgical guide
- Includes after the course online support for 2 simple cases or 1 complex case.
- Access to our Alumni Facebook page for ongoing support.
- Registrants will get access to a previous recorded course, course files and step by step videos to practice prior to the livestream course so they can best take advantage of the livestream course.

Dr. Rick Ferguson



lectures throughout the world on a variety of implant surgery and restorative topics. He is the Director of Implant Educators which runs a seven month program teaching general dentists and specialists how to become implantologists. Dr. Ferguson is a Diplomate of the ABOI/ID, Diplomate of the ICOI, an Associate Fellow of the AAID, clinical assistant professor at the University of Florida and a visiting lecturer at the University of Miami. Dr. Ferguson has taught implant dentistry and hands-on bone grafting courses which have been attended by thousands of dentists over the last 20 years. He is currently in private practice in Davie, Florida.

\$120 credit on Blue Sky Bio software exports and significant Discount on a Form 2 Printer included.
All practical dental implant guide workflows will be covered.
No optical scanner needed



The future of dentistry is digital.
Learn how to use technology to save your practice money.

To register, contact Information



Approved PACE Program Provider
FAGD/MAGD Credit
Approval does not imply acceptance by a state or provincial board of dentistry or AGO endorsement.
6/01/2008 to 5/31/2022
Provider ID 322389

Implant Educators

4745 SW 148th Ave.
Suite 302
Davie, FL 33330

Tel: (954) 319-5606
Fax: (954) 206-2218
Email: courses@ImplantEducators.com
Web: www.implanteducators.com

Full Refund with Written Cancellation 30 days before course date